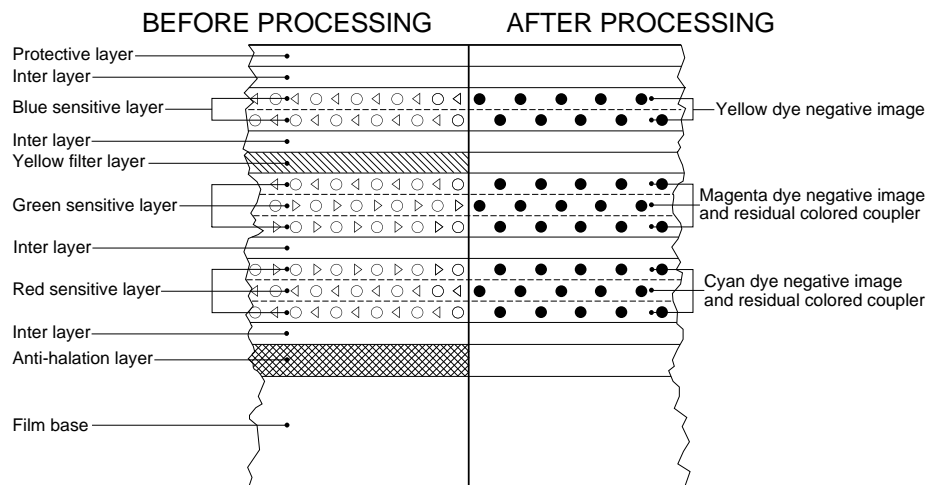


Konica Color Centuria 400 Film

FEATURES

Konica Color Centuria 400 is an ISO 400/27° color film balanced for daylight. Centuria 400 is a high-speed film with natural color rendition even under mixed lighting conditions. Centuria 400 utilizes exclusive Konica technologies. These advanced technologies achieve vivid and accurate color reproduction with very fine grain, smooth graduations, wide exposure latitude, and superior performance under various lighting conditions.

LAYER STRUCTURE



FILM BASE

Triacetate base

FILM SIZES AVAILABLE

135 size: 120 size: 220 size:

FILM SPEED

EXPOSURE CONDITIONS

Konica Color Centuria 400 is designed for use with daylight and electronic flash. While color-balanced for daylight, this film is designed to retain optimum spectral sensitivity and yield satisfactory results when exposed under tungsten or fluorescent light, as well. For best results with these light sources, however, the use of appropriate filters is recommended.

Light Source	ISO Speed	Light Balancing Filter
Daylight or Electronic Flash	400/27°	None
Photolamp (3400K)	125/22°*	Wratten No. 80B
Tungsten (3200K)	100/21°*	Wratten No. 80A

*Includes the exposure factor to obtain best color results without special printing.

RECIPROCITY CHARACTERISTICS

A wide range of shutter speeds (i.e.1/10000—1sec.) can be used without loss of film speed and tone reproduction. To compensate for reciprocity failure, use the following data as a guide:

RECIPROCITY FAILURE COMPENSATION GUIDE

Exposure time (in seconds)	1/10000—1	10
Exposure Compensation	None	+1 stop
Color Compensating Filters	None	None

EXPOSURE

DIMLY LIGHTED INDOOR AND NIGHT SCENES

Subjects	<ul style="list-style-type: none"> ● Indoor at night (under 60W fluorescent lighting) ● Party, Wedding ceremony ● Night scene 	<ul style="list-style-type: none"> ● Indoor sports scene ● Evening twilight ● Indoor at day time (no direct sunlight) ● Theater
Lens opening	f/2~2.8	f/2.8~4
Shutter speed	1/30 sec.	1/60 sec.

OUTDOORS UNDER DAYLIGHT

Conditions	Bright sunlight (Seascape, Snow)	Bright sunlight	Hazy sunlight	Cloudy bright	Cloudy dull, Open shade
Lens opening	f/16	f/16	f/16	f/11	f/8
Shutter speed	1/1000 sec.	1/500 sec.	1/250 sec.	1/250 sec.	1/250 sec.

This table is applicable for exposures from 2 hours after sunrise to 2 hours before sunset.

The use of an exposure meter is highly recommended in cloudy weather or in open shade since light intensity differentials are in continual flux.

Apertures increased by one or two stops are usually suitable for back-lighted, close-up subjects.

ELECTRONIC FLASH EXPOSURE

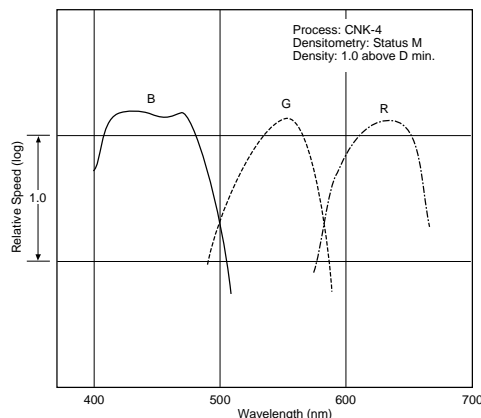
No filter required.

To determine the lens opening, divide the guide number by the flash-to-subject distance. If negatives are over exposed, use a higher guide number; if they're under exposed, use a lower number.

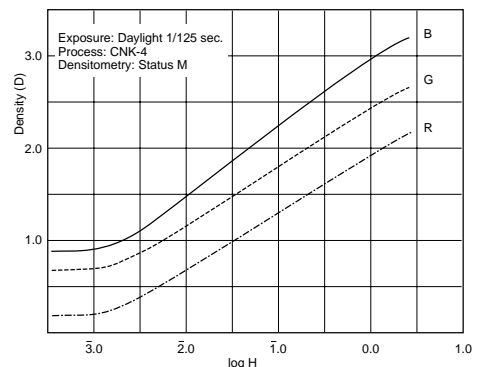
STANDARD PROCESSING Konica Color Negative Film Process CNK-4 Series or Process C-41

SPECTRAL SENSITIVITY • CHARACTERISTIC CURVES

SPECTRAL SENSITIVITY



CHARACTERISTIC CURVES

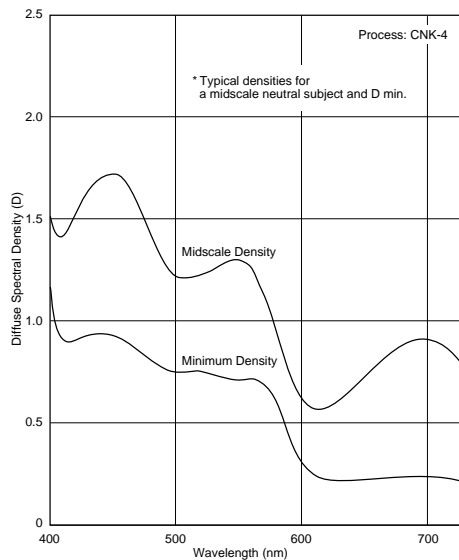


GRANULARITY

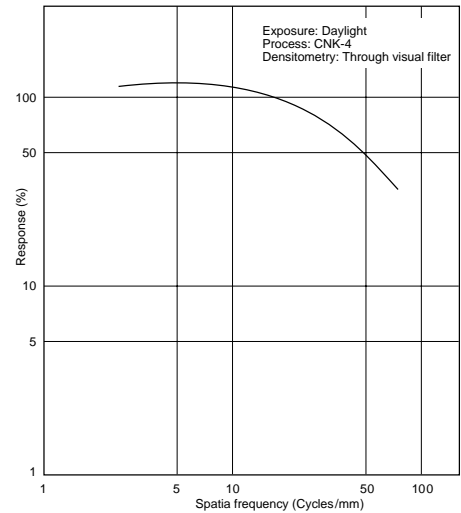
DIFFUSE R.M.S. GRANULARITY: 4
 Magnification: 12X
 Aperture diameter: 48 μ m ϕ
 Diffuse transmission density: D min. +1.0

SPECTRAL DYE DENSITY CURVES • SHARPNESS

SPECTRAL DYE DENSITY CURVES



MODULATION TRANSFER FUNCTION



RESOLVING POWER

Test-Object Contrast 1.6:1— 50 lines/mm
 Test-Object Contrast 1000:1—100 lines/mm

PRECAUTIONS

Konica Color Centuria 400 film features enhanced raw stock and latent image stability, and resistance to harmful gases. However, the following precautions must be observed in handling color negative films:

1. HANDLING OF FILM: Avoid direct sunlight or other strong light when loading or unloading camera.
2. PROCESSING AND PRINTING: Process and print promptly after exposure to minimize effects of latent image change.
3. STORAGE OF FILM: Keep unused film in a cool, dry place such as a refrigerator. (Storage at below 10°C or 50°F is recommended.)
 Avoid the following conditions:
 - i) High temperature and high humidity.
 - ii) Exposure to harmful gases such as formaldehyde.
 - iii) Leaving film in camera for extended periods.
4. EXPIRATION DATE OF FILM: For best results, process before expiration date stamped on package.
5. STORAGE OF PROCESSED FILM: Keep processed film in a cool, dry and dark place to minimize fading of dyes.

NOTICE: The characteristic curves and data in this publication represent test results obtained under the specified conditions of exposure and processing. The manufacturer reserves the right to modify product characteristics at any time.